

F I I I

User Manual Of Fiil Wireless

Important Safety Instructions

Please read the following safety instructions carefully before using this product. Please make sure to include these safety instructions with product when deliver to third party.

● **Health and safety**

Do not use the product in case it is apparently damaged;

Do not use the product at a high volume level for an extended period of time;

Do not use the product while driving or being engaged in activities that require full concentration;

Do not allow children or pets to play with product, its packaging and accessories, otherwise small parts may cause choking hazard;

Keep the product away from medical devices that may be affected by magnetic field, such as an implanted cardiac pacemaker.

● **Product care**

Keep this product dry and at room temperature, avoid long time exposure to high temperature or humidity environments;

Use accessories only provided by fiil;

Excessive signal level may cause damaging overload;

Clean the product only with dry and soft cloth.

● **Battery warning!**

The product uses lithium polymer battery. Improper usage may lead to the risk of fire or burn. Please use the charger only supplied by qualified manufacturer (recommended output: voltage 5V, current > 500mA) or charge the product via PC USB port.

● Specification and disclaimer

The product is designed for portable devices and high fidelity systems.

Any usage other than those specified in user manual is deemed as misuse.

Please note that fiil will accept no responsibility for any loss incurred by inappropriate misuse.

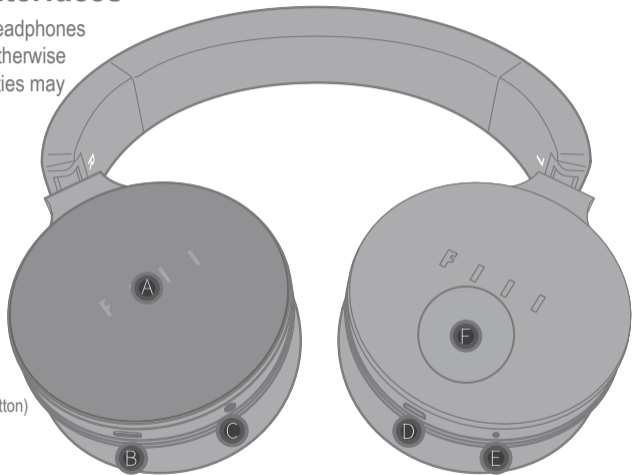
Note: 'fiil'/fiil/ is a registered trademark(TM) of Fengfan (Beijing) Technology Co., Ltd. "Made for iPod," "Made for iPhone," and "Made for iPad" mean that an electronic accessory has been designed to connect specifically to iPod, iPhone, or iPad, respectively, and has been certified by the developer to meet Apple performance standards. Apple is not responsible for the operation of this device or its compliance with safety and regulatory standards. Please note that the use of this accessory with iPod, iPhone, or iPad may affect wireless performance.

iPad, iPhone, iPod, iPod classic, iPod nano, iPod touch, and Retina are trademarks of Apple Inc., registered in the U.S. and other countries. iPad Air, and iPad mini are trademarks of Apple Inc.

Made for iPhone 6 plus, iPhone 6, iPhone 5s, iPhone 5c, iPhone 5, iPhone 4s, iPad Air 2, iPad mini 3, iPad Air, iPad mini 2, iPad mini, iPad (3rd and 4th generation), iPad 2, iPod touch (5th generation).

Main User Interfaces

(Please ensure the headphones are put on correctly otherwise phone call functionalities may beaffected!)



- A Touch control panel
- B MFB (Multi function Button)
- C Audio jack
- D micro USB port
- E Status/battery indicator
- F NFC detection area

Bluetooth Mode

(Capable to connect with two Bluetooth devices simultaneously)

● Step1Pairing

Brand new Fiil Wireless headphone automatically goes into Bluetooth pairing mode once switched on (press and hold the MFB until the battery indicator lights up), the Fiil light will continue to blink. For paired headphone, press and hold the MFB until the Fiil light blinks when the headphone is off to force entering pairing mode.

● Step2Connection

Fiil+ APP Wizard Connection: Please scan the QR code on page 5 to download fiil+ app and connect as instructed;

NFC connection: Ensure the headphone is powered on. Switch on the NFC of the mobile phone or other audio equipment, tap its NFC module to headphone's NFC detection area which locates at left outer cover (as shown on page 3), then confirm connection in the audio source device.

Manual connection: Enter setup menu of audio source devices, select "search device" in "Bluetooth" then select Fiil Wireless in the device list to connect.

● Wired Mode

Use the audio cable that comes with the headphone to connect Fiil Wireless to audio source devices.

FIIL+, Make Your Fiil Wireless Smarter

("Headphone Configuration" is only available in Bluetooth mode)

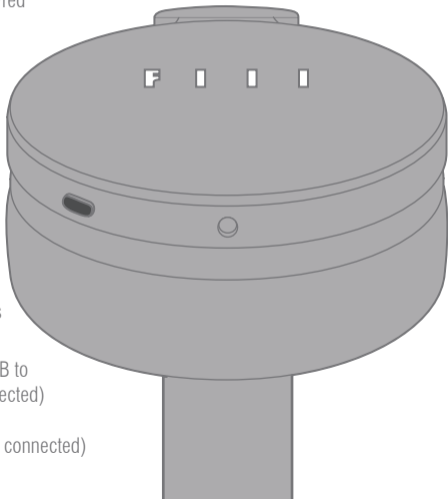


- **Features such as Firmware upgrade, Function Deployment and Sound-Effect Setup are all available in fiil+. Scan the QR code to install now.**

Monitor mode is only available when Bluetooth is standby

Convenient multifunctional button (MFB)

- **One-key listening:** Short press the MFB to play and pause(when Bluetooth is connected).
- **On/Off:** Long press MFB until the green/red status light comes on.
- **Automatic reconnection:** When Bluetooth device is paired but not connected, short press the MFB to send connection request.
- **Switch ANC on/off:** Double-press the MFB
- **Switch the Fiil light on/off:** Triple-press the MFB
- **Call Siri/ voice assistant:** When connected to the Bluetooth, medium press the MFB (for 2 seconds before releasing)
- **Answer/ end call:** Short press the MFB to answer or hang up(when Bluetooth is connected)
- **Reject incoming call:** Medium press the MFB (when Bluetooth is connected)



Gesture touch control

- **Swipe control (swipe from end to end in diameter direction)**

Volume up/down:

Swipe the touch panel upward/downward

Next/Previous:

Swipe the touch panel forward/ backward
(only compatible with Bluetooth devices that support such function)

- **Stepless adjustment**

Volume up/down:

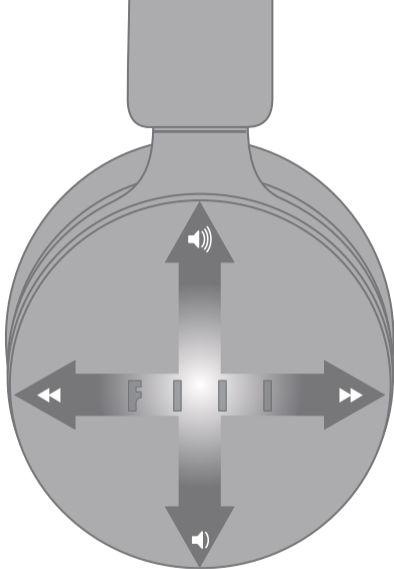
Long Touch up/down control pad

Fast forward/backward:

Long touch the front/back control pad (only compatible with Bluetooth devices that support such function)

- **Monitor mode on/off**

Swipe the control panel forward/backward when on standby
(Only effective after the monitor mode has been initially switched on in fill+)

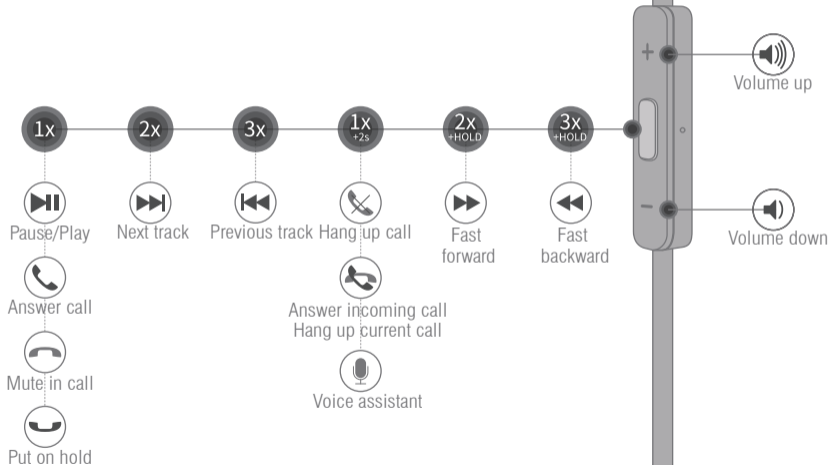


Battery indicator

- **A Plug in power to charge, LED shows remaining battery level (goes off when fully charged)**
- **B Short press the battery button to show**
 - Green light: > 80% battery
 - Yellow light: 20% - 80% battery
 - Red light: 10% - 20% battery
 - Flickering red light: < 10% battery
- Use **fiil + app** (Bluetooth connected) to check remaining battery
- **Fiil Wireless** supports passive wired mode. Enjoy the music even when the battery runs out!

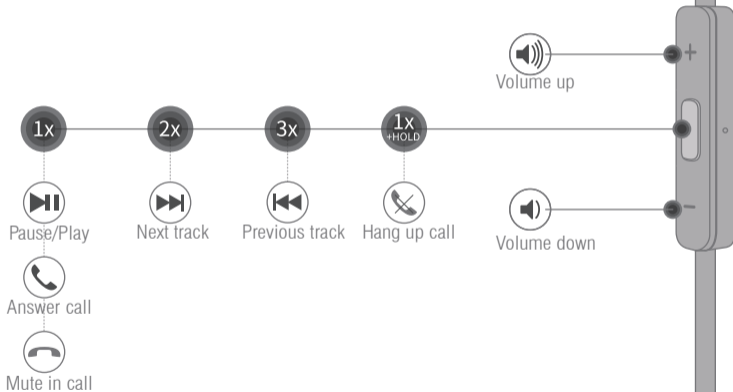


Inline Control - iOS System



Inline Control - Android System

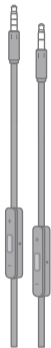
(functions may vary in different Android devices)



Packaging Content



Headset x 1



IOS audio cable x 1
Android audio cable x 1



Buckle x 1
Portable Case x 1



USB charging cable x 1

Product parameters

Item	Specifications
Weight and size	~270g, 194 mm (H) x177mm (W)
User modes	Bluetooth wireless; Active wired mode (headphone powered on with audio cable connected);Passive wired mode(headphone powered off with audio cable connected)
Bluetooth	Version: 4.1, supported protocols: HSP v1.2, HFP v1.6, A2DP v1.3, AVRCP v1.5;supported modes: EDR (2EV3), SCO (HV1, HV2, HV3), eSCO (EV3), sniff
Secure pairing	Transmission range: up to 100 m. Paired devices: up to 8 and may simultaneously connect with 2 Bluetooth devices. Pairing code: 0000. Air upgrade OTA: iOS and Android devices supported. For more information please refer to the official fiil+ app
Audio specification	Supported codecs: AAC (for iOS)/Apt-x/SBC; feedback ANC; dual-microphone speech enhancement; monitoring mode; speaker specifications: 40 mm titanium alloy high fidelity unit with NdFeB magnet; music frequency range 15Hz-22kHz Supports digital sound effects such as living room, theatre, cinema, bass boost and treble boost. For more information please refer to the official fiil+ app
Noise cancelling	Passive Noise Cancelling: up to 98% for high frequency; Active Noise Cancelling: up to 85% for low frequency

Product parameters

Item	Specifications
Power and battery	Rechargeable lithium-polymer battery; music listening/talk time: up to 31.5 hours (mid volume,ANC off); standby :up to 28 days(ANC off); chargingtime: ~ 2.5 hours
Operating environment	Operating temperature: 0°C to 50°C; storage temperature: -30°C to 70°C
Voice reminder	English/Mandarin/Cantonese
Main features	High fidelity fully compatible Bluetooth codecs, wired/wireless multi-modes design, ANC, high-quality voice, logo light indicator, gesture touch control, multilingual voice reminders, turnable and foldable design, NFC pairing, multipoint connection. For more information please refer to the official fiil+ app
Certification	BQB Bluetooth 4. 1, SRRC, RoHS, REACH

Warranty and Services

Fiil warranty: guaranteed product replacement for quality issues within one years



Scan the QR code above with mobile phone to download fiil+ app(FAQ inside).
Enter information to register device.

Contact the customer service for any quality issue via fiil +/Facebook/ Twitter service account ('Fiil Headphones')

FCC and IC COMPLIANCE STATEMENT

This device complies with Part 15 of the FCC Rules and Industry Canada License-exempt RSS standard(s).

Operation is subject to the following two conditions:

1. This device may not cause harmful interference, and
2. This device must accept any interference received, including interference that may cause undesired operation.

This equipment has been tested and found to comply with the limits for a Class B digital device, pursuant to Part 15 of the FCC Rules / with Canadian ICES-003. These limits are designed to provide reasonable protection against harmful interference in a residential installation. This equipment generates, uses, and can radiate radio frequency energy and, if not installed and used in accordance with the instructions, may cause harmful interference to radio communications.

However, there is no guarantee that interference will not occur in a particular installation. If this equipment does cause harmful interference to radio or television reception which can be determined by turning the radio or television off and on, the user is encouraged to try to correct interference by one or more of the following measures:

1. Reorient or relocate the receiving antenna.
2. Increase the separation between the equipment and receiver.
3. Connect the equipment into an outlet on another circuit.
4. Consult the dealer or an experienced radio/TV technician for help.

CAUTION STATEMENT

Any changes or modifications not expressly approved by the party responsible for compliance could void the user's authority to operate the equipment.



Correct disposal of This Product (Waste Electrical & Electronic Equipment)
(Applicable in the European Union and other European countries with separate collection systems)



This marking shown on the product or its literature indicates that it should not be disposed with other household wastes at the end of its working life.

To prevent possible harm to the environment or human health from uncontrolled waste disposal, please separate this from other types of wastes and recycle it responsibly to promote the sustainable reuse of material resources. Household users should contact either the retailer where they purchased this product, or their local government office for details of where and how they can take this item for environmentally safe recycling.

Business users should contact their supplier and check the terms and conditions of the purchase contract.

This product should not be mixed with other commercial wastes for disposal.



CAUTION

Risk of explosion if battery is replaced by an incorrect type.

Dispose of used batteries according to the instructions.



To prevent possible hearing damage, do not listen at high volume levels for long periods.

CE 0168 **CE Mark Warning**
RF Exposure Information

The device meets the EU requirements (1999/519/EC) on the limitation of exposure of the general public to electromagnetic fields by way of health protection.

Note: The maximum average emitted power of the device is less than 20mW.

F I I I

**Certificate of
qualification**

Inspector:

**QC
PASS
06**

LISTEN TO YOUR INBORN

F I I L M E N O W



www.fiil.com



service@fiil.com